



FAN  
CATALOGUE  
2024

PLUG IN  
TO THE  
**SMARTER**  
**FUTURE**



**UNFOLDING  
THE FUTURE**



## Why choose **kineto fans?**

At Kineto, we care about making lives better. Our fans are not just comfy and stylish but also save energy and money. Our eco-friendly fans can cut your electricity bills by up to 70% because they use less energy. That's less than regular light bulbs, making them a smart and affordable choice for your home.

POWER SAVING GUIDE	
	= 50 watt
	= 34 watt
	= 28 watt





**BLDC  
Motor**



# DYNASTY



### PRODUCT HIGHLIGHTS

- Anti-rust Coating
- High Speed with Premium Aesthetics
- 100% Copper Motor for Durability
- Energy Saving Robust Motor
- Wider Aluminium Blade for High Air Delivery
- 3 Colour LED Light
- 50% Energy Savings
- Wooden Finish Blades
- RF Remote with Boost Mode
- Sleep Timer 2H/4H/8H



**ANTI  
RUST**



**ANTI  
DUST**

# DYNASTY

Capable of establishing a dynasty of design, this meticulously crafted piece of hardware is not only aesthetically pleasing to look at but also is functionally highly capable.

VOLTAGE	AIR DELIVERY	WATTAGE	SWEEP	SPEED	SIZE
220 - 240 v	210 cfm	40 w	1200 mm	400 rpm	48 inch





**BLDC  
Motor**



**elite**  
WITH UNDER LIGHT

Elite. Camera. Action. Every inch of this engineered marvel exudes style and finesse. Fitted with a highly capable motor, this fan is the very definition of high quality air delivery.

**elite**  
WITH UNDER LIGHT



**PRODUCT HIGHLIGHTS**

- Anti-rust Coating
- High Speed with Premium Aesthetics
- 100% Copper Motor for Durability
- Energy Saving Robust Motor
- Wider Aluminium Blade for High Air Delivery
- 3 Colour LED Light
- 50% Energy Savings
- Wooden Finish Blades
- RF Remote with Boost Mode
- Sleep Timer 2H/4H/8H
- Copper Electroplated Body



**ANTI  
RUST**



**ANTI  
DUST**

**VOLTAGE**

220 - 240 v

**AIR DELIVERY**

220 cfm

**WATTAGE**

40 w

**SWEEP**

1200 mm

**SPEED**

400 rpm

**SIZE**

48 inch







# PH ENiX

WITHOUT UNDER LIGHT



### PRODUCT HIGHLIGHTS

- Anti-rust Coating
- High Speed with Premium Aesthetics
- 100% Copper Motor for Durability
- Energy Saving Robust Motor
- Wider Aluminium Blade for High Air Delivery
- 3 Colour LED Light
- 50% Energy Savings
- Wooden Finish Blades
- RF Remote with Boost Mode
- Sleep Timer 2H/4H/8H



# PH ENiX

WITHOUT UNDER LIGHT

With an exquisite design, complemented by a high speed motor, Phoenix fans elevate your lifestyle above the ordinary.

**VOLTAGE**  
220 - 240 v

**AIR DELIVERY**  
210 cfm

**WATTAGE**  
32 w

**SWEEP**  
900 mm

**SPEED**  
400 rpm

**SIZE**  
36 inch





A statement-piece, this model is an instant trendsetter, adding a touch of elegance to functionality. Equipped with a powerful energy-saving motor, it ensures comfort and sustainability.



**PRODUCT HIGHLIGHTS**

- Anti-rust Coating
- High Speed with Premium Aesthetics
- 100% Copper Motor for Durability
- Energy Saving Robust Motor
- Wider Aluminium Blade for High Air Delivery
- 50% Energy Savings
- RF Remote with Boost Mode
- Copper Electroplated Body



ANTI RUST



ANTI DUST

VOLTAGE	AIR DELIVERY	WATTAGE	SWEEP	SPEED	SIZE
220 - 240 v	220 cfm	50 w	1200 mm	420 rpm	48 inch







# Aandhi

Featuring a premium paint job with three different colour ways, Aandhi makes up one half of the Eco series. A high-speed, energy-saving model, it is both functionally efficient and environmentally sustainable.



White



Ivory



Brown

## PRODUCT HIGHLIGHTS

- Excellent & Long Lasting Paint Finish
- High Speed Energy Efficient Fan
- 100% Copper Motor for Durability
- Energy Saving Robust Motor
- Automatic Winding
- Hi-Speed with Hi-Thrust

### VOLTAGE

220 - 240 v

### AIR DELIVERY

210 cfm

### WATTAGE

50 w

### SWEEP

1200 mm

### SPEED

420 rpm

### SIZE

48 inch



# vayu

Being the other half of the Eco series, Vayu comes with aluminium motors for durability, functionality and energy efficiency.



White



Ivory



Brown

### PRODUCT HIGHLIGHTS

- Excellent & Long Lasting Paint Finish
- High Speed & Energy Efficient
- Energy Saving Robust Motor
- Automatic Winding

**VOLTAGE**

220 - 240 v

**AIR DELIVERY**

210 cfm

**WATTAGE**

50 w

**SWEEP**

1200 mm

**SPEED**

420 rpm

**SIZE**

48 inch







# RAZOR



Anti-rust coating, a classic design with a modern motor setup, Razor is a highly capable fan crafted for a comfort-filled experience.



White



Ivory



Brown

### PRODUCT HIGHLIGHTS

- Anti-rust Coating
- High Speed & Energy Efficient
- 100% Copper Motor for Durability
- Energy Saving Robust Motor

#### VOLTAGE

220 - 240 v

#### AIR DELIVERY

210 cfm

#### WATTAGE

50 w

#### SWEEP

1200 mm

#### SPEED

420 rpm

#### SIZE

48 inch





# GLIDER

Starting off the Eco Deco series with the elegantly designed fan, this keeps the bills short and keeps the rust away longer.



White



Ivory



Brown

## PRODUCT HIGHLIGHTS

- Anti-rust Coating
- High Speed & Energy Efficient
- 100% Copper Motor for Durability
- Energy Saving Robust Motor

**VOLTAGE**

220 - 240 v

**AIR DELIVERY**

210 cfm

**WATTAGE**

50 w

**SWEEP**

1200 mm

**SPEED**

420 rpm

**SIZE**

48 inch







# PHANTOM



As pleasing to look at, as it's capable, Phantom has a wider blade span for distant air delivery. Couple that with anti-rust and energy saving features, and you've got yourself a winner.



White



Ivory



Smoked Brown

## PRODUCT HIGHLIGHTS

- Anti-rust Coating
- High Speed with Premium Aesthetics
- 100% Copper Motor for Durability
- Energy Saving Robust Motor
- Wider Aluminium Blade for High Air Delivery
- Aluminium Body & Blade

### VOLTAGE

220 - 240 v

### AIR DELIVERY

220 cfm

### WATTAGE

50 w

### SWEEP

1200 mm

### SPEED

420 rpm

### SIZE

48 inch



# FALCON

Falcon, with wide blades for better distant-air delivery, is a work of fine art. Featuring three visually-rich colours, this is an instant show stealer.



White



Ivory



Smoked Brown

## PRODUCT HIGHLIGHTS

- Anti-rust Coating
- High Speed with Premium Aesthetics
- 100% Copper Motor for Durability
- Energy Saving Robust Motor
- Wider Aluminium Blade for High Air Delivery
- Aluminium Body & Blade

### VOLTAGE

220 - 240 v

### AIR DELIVERY

220 cfm

### WATTAGE

50 w

### SWEEP

1200 mm

### SPEED

420 rpm

### SIZE

48 inch








# SAVIOUR

This range features three stunning colours, with the standout feature being its energy-efficiency, owing to it being inverter friendly design. It is also remote controlled.



White



Brown



ANTI RUST



ANTI DUST



### PRODUCT HIGHLIGHTS

- Inverter Friendly
- No Humming Noise even on Inverter Supply
- RF Remote with Boost Mode
- Wider Aluminium Blade for High Air Delivery
- Sleep Timer 2H/4H/8H
- 100% Copper Motor for Durability

VOLTAGE	AIR DELIVERY	WATTAGE	SWEEP	SPEED	SIZE
220 - 240 v	210 cfm	28 w	1200 mm	400 rpm	48 inch





**BLDC  
Motor**



**rio** ULTRA

Ultra-noiseless and ultra-environment friendly, Rio Ultra is for the Earth-conscious. It is remote-controlled, timer enabled and is fitted with 100% copper motor for durability.



**ANTI  
RUST**



**ANTI  
DUST**



**PRODUCT HIGHLIGHTS**

- Inverter Friendly
- No Humming Noise even on Inverter Supply
- RF Remote with Boost Mode
- Wider Aluminium Blade for High Air Delivery
- Sleep Timer 2H/4H/8H
- 100% Copper Motor for Durability

**VOLTAGE**

220 - 240 v

**AIR DELIVERY**

210 cfm

**WATTAGE**

28 w

**SWEEP**

1200 mm

**SPEED**

400 rpm

**SIZE**

48 inch





THE **FUTURE**  
OF **COMFORT**  
IS HERE

Faratta



# THUNDER STORM



ANTI  
RUST

ANTI  
DUST

Heavy base that improves stability, dual tone metallic colour finish, heavy-duty motor, along with a telescopic height adjustment fork, Thunder Storm is truly the pedestal fan king.

## PRODUCT HIGHLIGHTS

- Attractive Bi-colour Metallic Finish
- 100% Copper Motor for Durability
- Heavy Base for Better Stability
- Heavy Duty Robust Motor Design
- 3 Speed Control
- Telescopic Height Adjustment

VOLTAGE

220 - 240 v

AIR DELIVERY

145 cfm

WATTAGE

135 w

SWEEP

500 mm

SPEED

1500 rpm

SIZE

20 inch



HIGH SPEED



2 YEARS  
WARRANTY

# Pedestal



## SPRINT


With a smooth oscillating motion and rapid fan speed, Sprint has high air delivery and a smooth, homogeneous air distribution from left to right and vice versa.

### PRODUCT HIGHLIGHTS

- Smooth Oscillation
- Elegantly Designed Switch Box
- 3 Speed Control
- Higher Air Delivery



White



Burgundy

VOLTAGE	AIR DELIVERY	WATTAGE	SWEEP	SPEED	SIZE
220 - 240 v	95 cfm	110 w	400 mm	2200 rpm	16 inch





## Wall Fan



# Luna

With the obvious advantage of being a wall-mounted model, Luna doesn't compromise on any department, despite its diminutive size, spreading air smoothly and evenly over a wide area.

### PRODUCT HIGHLIGHTS

- Smooth Oscillation
- Elegantly Designed Switch Box
- 3 Speed Control
- Higher Air Delivery

**VOLTAGE**  
220 - 240 v

**AIR DELIVERY**  
95 cfm

**WATTAGE**  
110 w

**SWEEP**  
400 mm

**SPEED**  
2200 rpm

**SIZE**  
16 inch




## REGAL

Aptly named, it sits atop your table like a king's crown, fully shouldering the responsibility of distributing high quality air across the room for your comfort and satisfaction.

### PRODUCT HIGHLIGHTS

- Smooth Oscillation
- Elegantly Designed Switch Box
- 3 Speed Control
- Higher Air Delivery



**VOLTAGE**

220 - 240 v

**AIR DELIVERY**

95 cfm

**WATTAGE**

110 w

**SWEEP**

400 mm

**SPEED**

2200 rpm

**SIZE**

16 inch



# Exhaust Fan

## PRODUCT HIGHLIGHTS

- Powerful Air Suction
- 100% Copper Motor for Durability
- Superior Powder Coated Finish
- Heavy Duty Motor with Double Ball Bearing
- Higher Air Delivery



# FRESH AIR

Say goodbye to those stubborn oil stain residue on your kitchen walls with Fresh Air. They will powerfully pull the polluting air out due to its metal blades and keep the insides breathable.

VOLTAGE	AIR DELIVERY	WATTAGE	SWEEP	SPEED	SIZE
220 - 240 v	1200 cfm	65 w	300 mm	2600 rpm	12 inch
220 - 240 v	900 cfm	60 w	230 mm	2600 rpm	9 inch



# Ventil Air

A light and swift exhaust fan, Ventil Air instantly freshens the air in the area it's fitted in, and is as handy an exhaust fan as they come.



## PRODUCT HIGHLIGHTS

- Anti-corrosion Coating
- Premium Quality Plastic
- Drives Out Fumes & Smoke
- Higher Air Delivery

VOLTAGE	AIR DELIVERY	WATTAGE	SWEEP	SPEED	SIZE
220 - 240 v	450 cfm	45 w	150 mm	2500 rpm	6 inch
220 - 240 v	850 cfm	60 w	200 mm	2400 rpm	8 inch
220 - 240 v	800 cfm	40 w	250 mm	1350 rpm	10 inch






# Skilite

Modern, stylish, efficient - Skilite is everything you can want from a contemporary light fitting. Now make your every day lit!

**Commercial  
Ceiling Fan**

#### PRODUCT HIGHLIGHTS

- Low Ceiling Height Solution
- Power Saving Multiple LED Light
- All Function Remote
- Low & High Speed Function



**VOLTAGE**

220 - 240 v

**AIR DELIVERY**

40 cfm

**WATTAGE**

65 w

**SWEEP**

400 mm

**SPEED**

1300 rpm

**SIZE**

16 inch



**TURN ON  
THE FUTURE**

## Room Heater



# Comfy

Leave the cold outside with Comfy, our state-of-the-art room heater. It will be the perfect addition to your household. Now make those winter memories warmer.

#### PRODUCT HIGHLIGHTS

- Front Grill for Safety
- Safety Tip over Protection
- Low Power Consumption
- Noiseless Operation
- Elegant Design

VOLTAGE  
220 - 240 v

WATTAGE  
800 w





## Warmer

Make the most of those wintry afternoons with Warmer. A long power cord, adaptable mode for summers, in-built handle for convenient movement, Warmer housing many highlighting features.



White



Green

**VOLTAGE**

220 - 240 v

**WATTAGE**

2000 w



### PRODUCT HIGHLIGHTS

- Long 1.5m Power Cord
- Adaptable Mode for Summer (Upto 2300 RPM)
- Two Quick Heating Modes: 1000W & 2000W
- Convenient Product Movement In-built Handle
- Bi-directional Placement Option: Horizontal or Vertical Mounting Possible

## Electric Kettle



# spring

Prepare that morning brew in a jiffy, or stir that soup for a quick supper with Spring. Equipped with a stylish design and housing a high-quality heating coil, it's the perfect travel companion.

#### PRODUCT HIGHLIGHTS

- Double Layer Cool Touch Body
- Concealed Heating Element
- Hassel Free Usage Auto Cut-off
- Cook Multiple Dishes

VOLTAGE  
220 - 240 v

WATTAGE  
2000 w



# infuser<sup>™</sup>

Infuse convenience in your life with Infuser. With a double layer cool touch body, auto cut-off, quick heating wire, this is the only electric kettle you will ever need.



Green



Black

VOLTAGE

220 - 240 v

WATTAGE













2500 w



## PRODUCT HIGHLIGHTS

- Double Layer Cool Touch Body
- Concealed Heating Element
- Hassel Free Usage Auto Cut-off
- Cook Multiple Dishes
- Double Wall



MODEL NAME	SERIES NAME	MODEL NAME	SERIES NAME
ECO SERIES	 <hr/> 	LUXURIOUS COLLECTION	 <hr/> 
ECO DECO SERIES	 <hr/> 		 <hr/> 
PREMIUM SERIES	 <hr/> 	ENERGY SAVER SERIES - BLDC	 <hr/> 

MODEL NAME	SERIES NAME	MODEL NAME	SERIES NAME
FARATTA	<b>THUNDER STORM</b>	COMMERCIAL CEILING	<b>Sky</b> lite
PEDESTAL FAN	<b>SPRINT</b>	FAN HEATER	<b>Warmer</b>
WALL FAN	<b>Luna</b>	ROOM HEATER	<b>Comfy</b>
TABLE FAN	<b>REGAL</b>		<b>spring</b>
EXHAUST FAN	<b>FRESH AIR</b>	ELECTRIC KETTLE	
	<b>Ventil Air</b>		<b>infuser</b>



DESIGNED BY: BRANDVIZZ



### Kineto India Pvt. Ltd.

17, Ezra Street, 2nd Floor, Kolkata 700 001  
Customer Care No.: +91 86977 77888  
Email: support@kinetoindia.com  
www.kinetoindia.com



Scan to  
visit our website